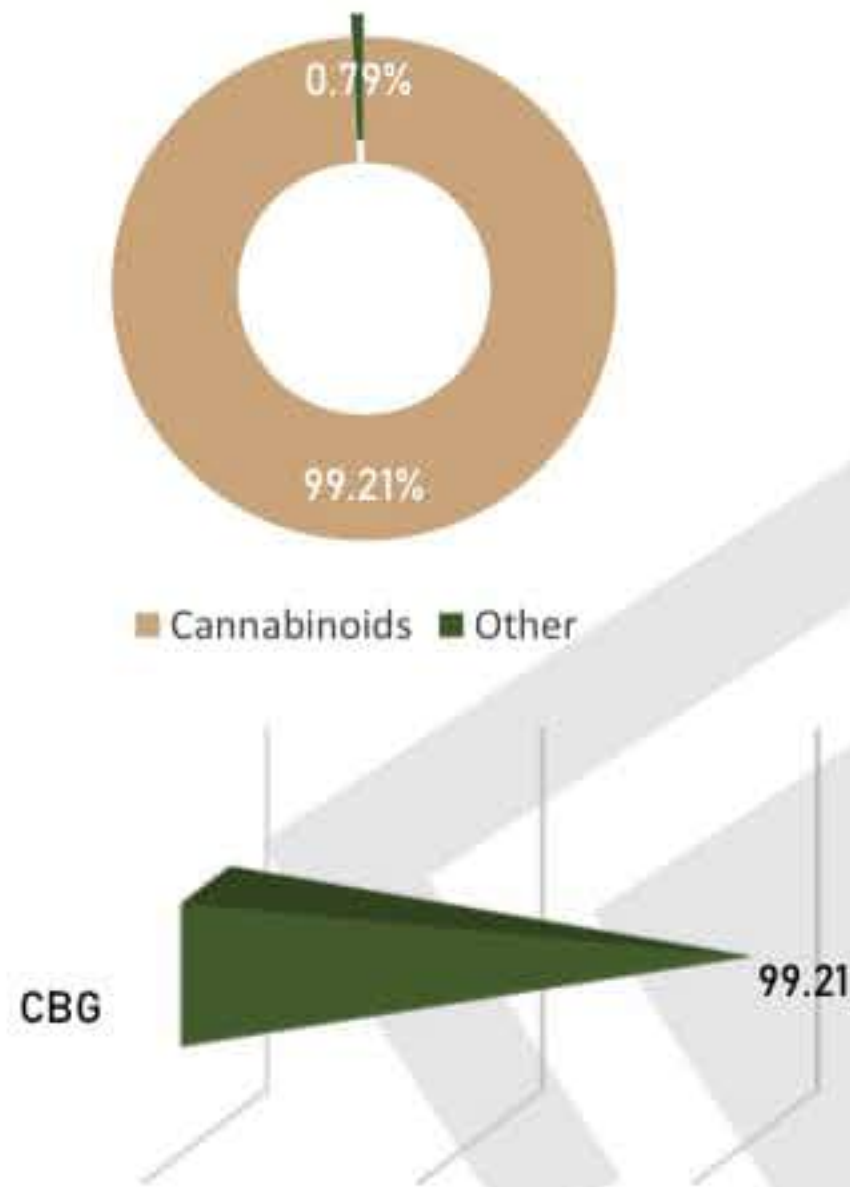


**CBG Isolate 2011022403**

|                    |           |              |         |
|--------------------|-----------|--------------|---------|
| Sample Received:   | 12-Feb-22 | Sample Type: | Isolate |
| Analysis Reported: | 13-Feb-22 | Test:        | Potency |

**CANNABINOID PROFILE**
**TOTAL CANNABINOID CONTENT**


| Cannabinoid                           | LoD (mg/L) | Result (%)   | Result (mg/g) |
|---------------------------------------|------------|--------------|---------------|
| Cannabidiol (CBD)                     | 0.39       | 0.00         | 0.00          |
| Cannabigerol (CBG)                    | 0.41       | 99.21        | 992.08        |
| Δ9-Tetrahydrocannabinol (Δ9-THC)      | 0.33       | 0.00         | 0.00          |
| Cannabicitran (CBT)                   | 0.20       | 0.00         | 0.00          |
| Cannabichromene (CBC)                 | 0.32       | 0.00         | 0.00          |
| Cannabinol (CBN)                      | 0.24       | 0.00         | 0.00          |
| Tetrahydrocannabivarin (THCV)         | 0.42       | 0.00         | 0.00          |
| Δ8-Tetrahydrocannabinol (Δ8-THC)      | 0.42       | 0.00         | 0.00          |
| Cannabigerolic acid (CBGA)            | 0.35       | 0.00         | 0.00          |
| Cannabidiolic acid (CBDA)             | 0.34       | 0.00         | 0.00          |
| Cannabidivarin (CBDV)                 | 0.31       | 0.00         | 0.00          |
| Δ9-Tetrahydrocannabinolic acid (THCA) | 0.32       | 0.00         | 0.00          |
| <b>Total Cannabinoids**</b>           |            | <b>99.21</b> | <b>992.08</b> |
| <b>Total Potential THC*</b>           |            | <b>0.00</b>  | <b>0.00</b>   |
| <b>Total Potential CBD*</b>           |            | <b>0.00</b>  | <b>0.00</b>   |
| <b>Total Potential CBG*</b>           |            | <b>99.21</b> | <b>992.08</b> |

\* Total Potential THC/CBD/CBG is calculated using the following formulas to consider the loss of a carboxyl group during decarboxylation step.

\*Total THC = THC + (THCa \*(0.877)) and Total CBD = CBD + (CBDa \*(0.877)) and Total CBG = CBG + (CBGa\*(0.877))

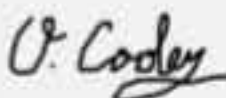


\*\* Total Cannabinoids result reflects the absolute sum of all cannabinoids detected.

% = % (w/w) = Percent (Weight of Analyte / Weight of Product)

**REMARKS**

Passed visual inspection for particulates, mold, mildew, and other foreign substances.

**FINAL AUTHORIZATION**

|  |  |   |
|--|--|---|
| <br>02/14/2022 | <br>02/14/2022 | <br>02/14/2022 |
| ANALYZED BY/DATE   | AUTHORIZED BY / DATE   | RELEASED BY/DATE  |

Laboratory results are based on the sample submitted to Extract Labs, LLC, in the condition it was received. Extract Labs, LLC warrants that all analyses performed were done in a professional manner in accordance with all relevant standard laboratory practices and good manufacturing practices. Extract Labs, LLC is currently in the process of obtaining ISO 17025 accreditation but has not yet been obtained. All data was generated using certified reference materials and NIST traceable reference standards. Report can only be reproduced with the written consent of Extract Labs, LLC.

